

***VIII - Report Period: APR 2009***  
***Status Of Reported Tests***

STATUS	COUNT	PERCENT
Aborted	3	5.660
Invalid	3	5.660
Valid	47	88.679
Total Reported Tests	53	100.000

**VIII - Report Period: APR 2009**  
**Itemized Lost Test Report**

Obs	Date	TESTKEY	REASON
1	20081023	ACC-1206	Test Terminated During The 1/2 Hour Oil Flush Due To Mechanical Failure.
2	20081229	ACC-1650	Test Terminated During Break In Due To Mechanical Engine Failure Of Rear Main Bearing.
3	20090102	ACC-1702	Test Was Invalid Due To Excessive Shutdowns During The 4-Hour Run-In.
4	20090130	ACC-1812	Oil Temperature Deviation Percent Greater Than Procedural Limit.
5	20090309	ACC-2024	Oil Pressure Below Specification Due To Low Oil Level In Engine Sump, The Low Oil Level Was Caused By An External Oil Leak.
6	20090313	ACC-2059	Oil Pressure Below Specification Due To Low Oil Level In Engine Sump. The Oil Level Was Caused By An Oil Leak In The Valve Guides.

***VIII - Report Period: APR 2009***  
***Replicate Database Report***

<b>Components of Replicate Database</b>	<b>APR 2009</b>	<b>All Periods</b>
Number of Tests	5	67
Formulations	2	27
Labs	2	3
Stands	2	9

**VIII - Report Period: APR 2009**  
**by-Formulation Pooled s and Reproducibility of Replicate Data**


Report Period	Parameter	Degrees of Freedom	Pooled s	R
APR 2009	BWL	3	4.9962	13.9894
APR 2009	BWL (Without SA)	3	5.0427	14.1196
All	BWL	40	13.2440	37.0832
All	BWL (Without SA)	40	13.1633	36.8573

***VIII - Report Period: APR 2009***  
***Pass/Fail***

<b>Report Period</b>	<b>API Category</b>	<b>N</b>	<b>Number Passed</b>	<b>% Passed</b>
APR 2009	All Categories, All Parameters	47	35	74.4681
APR 2009	GF-4 - All Parameters	47	35	74.4681
APR 2009	GF-4, BWL	47	35	74.4681
APR 2009	GF-4, BWL (Without SA)	47	34	72.3404
All	All Categories, All Parameters	1131	879	77.7188
All	GF-4 - All Parameters	1131	879	77.7188
All	GF-4, BWL	1131	879	77.7188
All	GF-4, BWL (Without SA)	1131	877	77.5420



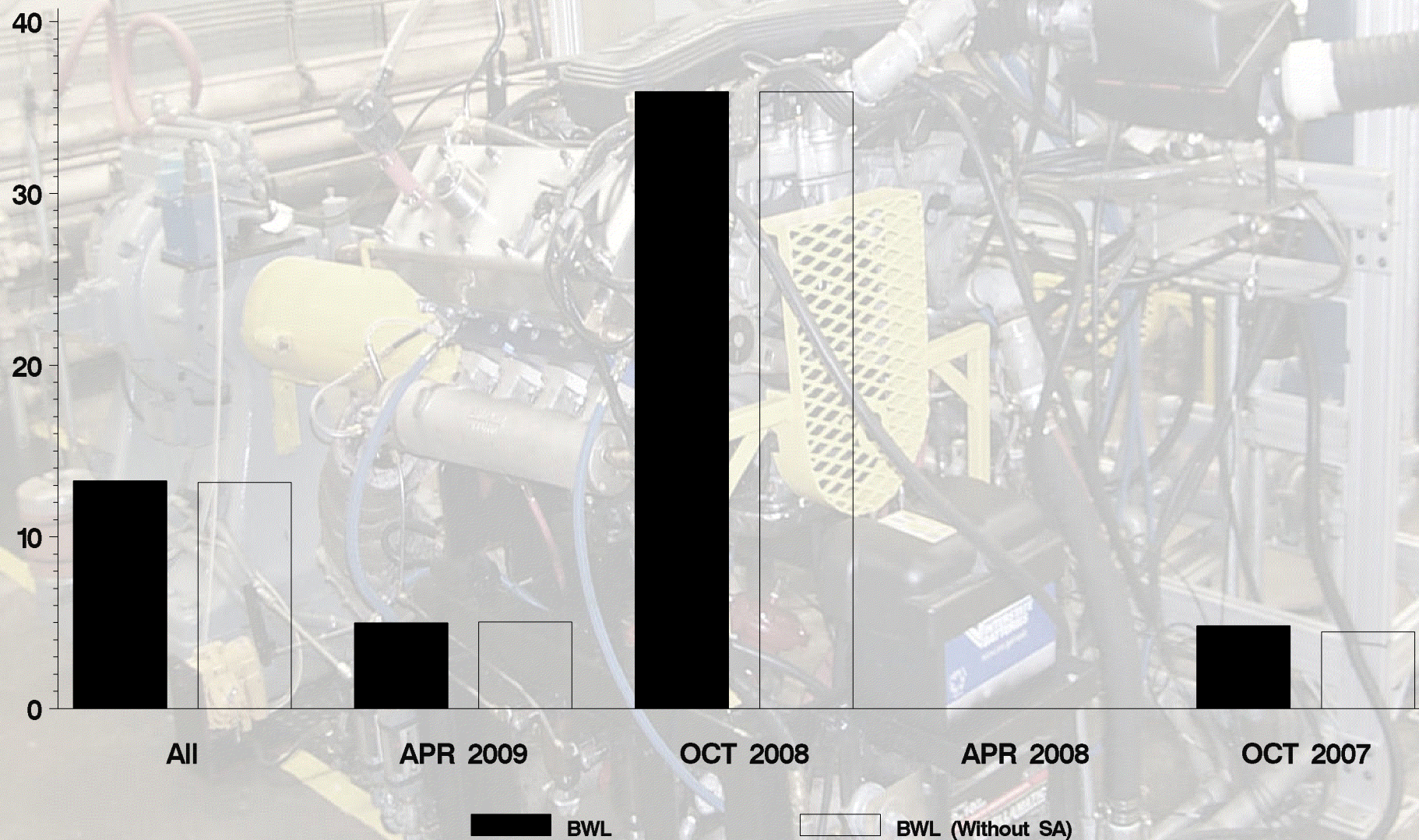
## VIII Status of Reported Tests





## VIII

Candidate Precision as Represented by Pooled S




Report  
Period



## VIII

Candidate Precision as Represented by Pooled S



All

APR 2009

OCT 2008

APR 2008

OCT 2007

Report  
Period

BWL

BWL (Without SA)